



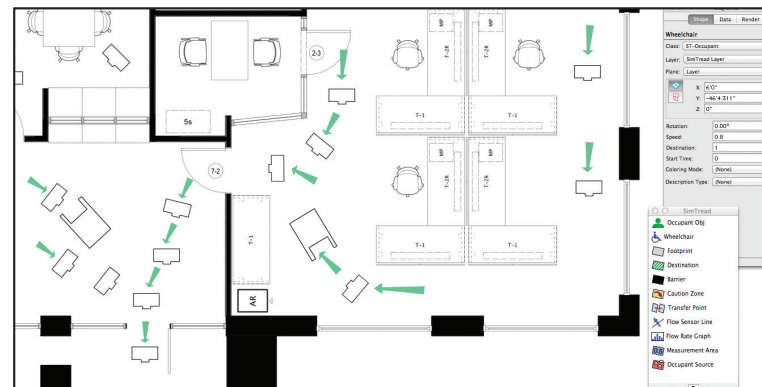
SIMTREAD

SIMULATE PEDESTRIAN TRAFFIC FLOWS THROUGH YOUR DESIGNS


WHAT IS SIMTREAD?

Used with Vectorworks® software, a CAD and Building Information Modeling (BIM) program, SimTread can analyze crowd or traffic flow even for complex designs. As a pedestrian simulation software tool, SimTread can assist in and verify a design's circulation pattern—whether directing the slow meandering of people through an art museum or expediting the exit of tens of thousands of people from a football stadium.

SimTread is sold by Vectorworks, Inc. through a license arrangement that renews annually. It requires Vectorworks software to operate and works on both Macintosh and Windows platforms.



Analyze Traffic Flow



SimTread was developed by A&A Co., Ltd., Waseda University, and Takenaka Corporation and is sold and distributed in the U.S. by Vectorworks, Inc.

Go to vectorworks.net/community/addons for information about partner products from Vectorworks, Inc. To learn more or to make a purchase, visit vectorworks.net/simtread.



ANIMATE CROWD MOVEMENT WITH EASE

SimTread simulations are easy to build.

- Create exits and specify the location of walls, columns, or furniture that could possibly impede crowd movement.
- Program barriers to appear or disappear to mimic actions such as opening and closing doors and rooms reaching capacity.
- Set variable travel speeds to realistically represent the pace at which different people move, such as older people, children, or people in wheelchairs.
- Distribute occupants to a specified area in the design.

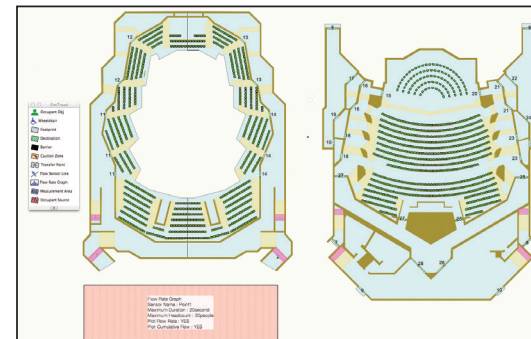
DESIGN WITH CONFIDENCE

With SimTread, you can:

- Determine the best designs for safe traffic flows.
- Insert measurement areas to count people in a specified area at a given time.
- Export and analyze data on travel speeds and crowd flow rates.
- Graph the flow rate over time and/or cumulative flow.
- Identify bottlenecks or crowded areas and factors that inhibit or change circulation flow.
- Expedite the iterative design process.

ANALYZE EVACUATION TIMES

Perform simulations on a completed project to see how quickly inhabitants move through the design. Then, compare the SimTread simulation to real-time evacuation planning processes for facilities, such as schools, exhibit halls, transit stations, and concert venues.



BUT I'M NOT A CAD OR BIM EXPERT

You don't need to be a CAD or BIM expert to use SimTread. Used specifically with Vectorworks software, SimTread gives you the flexibility to create simulations based on your Vectorworks drawings or on various file formats imported into Vectorworks, such as PDF, image, and DWG files.

So if you're responsible for disaster preparedness, public safety, facilities management, or event, municipal or campus planning, add SimTread to your cache of safety and planning tools today and fulfill your need for pedestrian circulation studies and flow analysis.

Go to vectorworks.net/community/addons for information about partner products from Vectorworks, Inc. To learn more or to make a purchase, visit vectorworks.net/simtread.

Vectorworks, Inc., 7150 Riverwood Drive, Columbia, MD 21046 | T 888.646.4223 | vectorworks.net | Vectorworks is a registered trademark of Vectorworks, Inc.